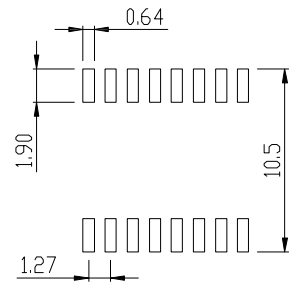
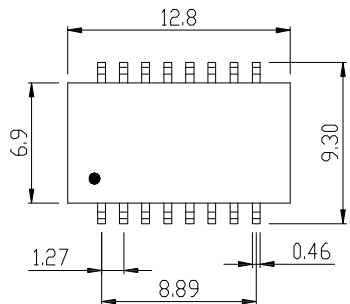


REV.	DESCRIPTION	ECN NO.	APPD.
R1	NEW RELEASE		

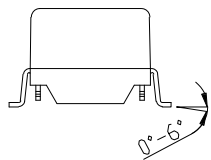
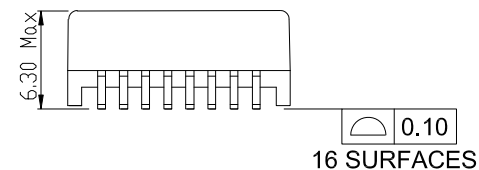
MECHANICAL



SUGGESTED PAD LAYOUT

10/100 BASE-T SINGLE PORT SURFACE MOUNT LAN TRANSFORMER

- Meet IEEE 802.3 & ANSI X3.263 Standards.
- This is a RoHS compliant component, All engineering changes must have prior approval by the design center
- Plastic: Thermoset plastic material with flammability rating UL 94V-0 or better
- Solderability: Conforms to ANSI/J-STD-002,245°C reflow peak temperature per IPC/EIA J-STD-003A
- J-STD-020 Moisture sensitive level 1.
- Operation temperature: 0°C~+70°C
- Storage condition: -20°C ~ 125°C, 20~80%RH.

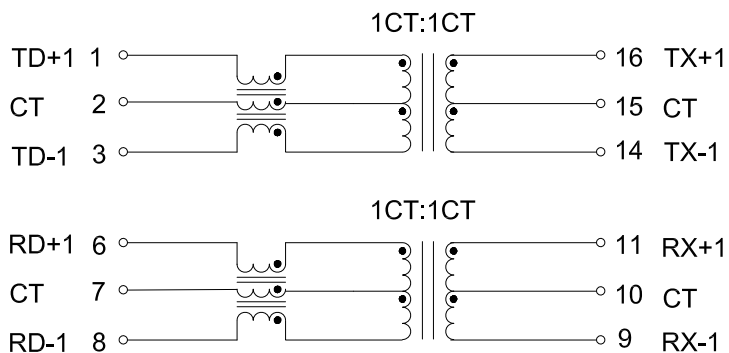


Dimensions: mm unless otherwise specified, tolerances as following.
 .X = ±0.25
 .XX = ±0.13

ELECTRICAL SPECIFICATIONS @ +25°C UNLESS OTHER SPECIFIED

Inductance (OCL)	350 uH Min @ 100KHz/0.1V with 8mA DC Bias		
Hi-Pot	1500 Vrms		
Turns Ratio	1CT:1CT ± 5%		
DCR (Diff. pair)	PHY side = 0.90 OHM MAX, Cable side = 1.20 OHM MAX		
Cw/w	PHY side : Cable side = 28pF Typ @ 100KHz/0.1V		
OCL Balance	1uH MAX @ 100KHz/0.1V		
Insertion Loss	1~100 MHz: -1.1 dB Max		
Return Loss	1~30 MHz	30~60 MHz	60~80 MHz
	-18 dB Min	-18+20*log(f/30) dB	-12 dB Min
Cross Talk	1~30 MHz	30~60 MHz	60~100 MHz
	-35 dB Min Ref.	-33+20*log(f/50) dB	-30 dB Min Ref.
CMRR	1~100 MHz		
	-30 dB Min Ref.		

SCHEMATIC



LT 1 6 S 1 0 8 2 D - X

Pin Number
16: 16PIN

Termination Method to PCB
S: SMT

Packing
T: Tube
R: Tape & Reel

QUALITY SYMBOLS	☒: MAJOR
■: CRITICAL	▽: S.P.C
▽: ZERO DEFECT	

UNIT: mm	Size: A3
SCALE: NTS	

TOLERANCE UNLESS OTHERWISE SPECIFIED:	
DECIMALS:	ANGLES:
X: ±0.5	X: ±2°
X.X: ±0.3	X.X: ±1°
X.XX: ±0.2	

Yee YEESHINE TECHNOLOGY DONGGUAN CHINA

APPROVED	CHECKED	DRAWN	PART NO.	LT16S1082D-X
23MAR2016	23MAR2016	22MAR2016		
K.L.	Jack Liu	Jack Liu	DESCRIPTION	10/100 Base-T Single Port SMT Isolation Transformer
CUSTOMER COPY		SHEET	1 OF 1	DRAWING NO. YEE160122 REV R1